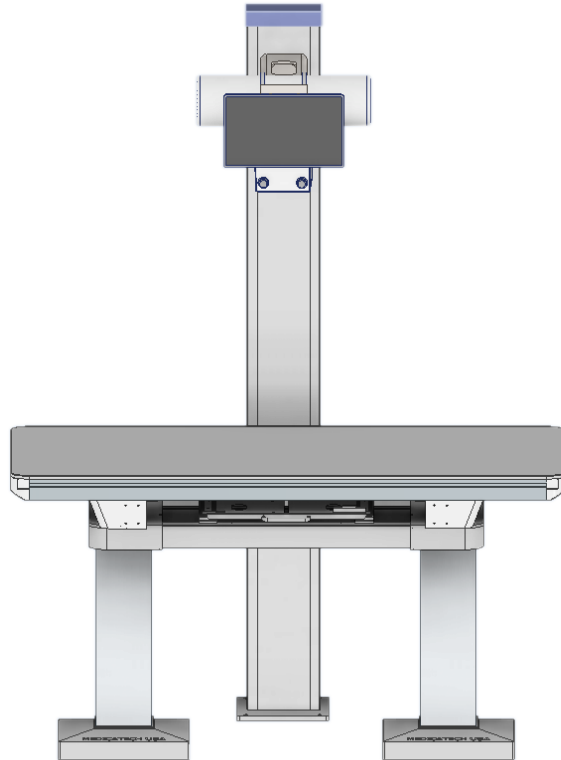




MEDICATECH VET®
A Medicatech Company

ClearRay™ 1700

Integrated with MasterX™ system



A feature-rich veterinary X-ray system built with lightweight materials for durability and easy maintenance. The customizable 4-way float-top table enhances workflow efficiency. The Clear Ray 1700 stands out in the market with its unprecedented open-floor design, making it highly adaptable to any veterinary environment.



Medicatech VET®
A Medicatech Company

ClearRay™ 1700

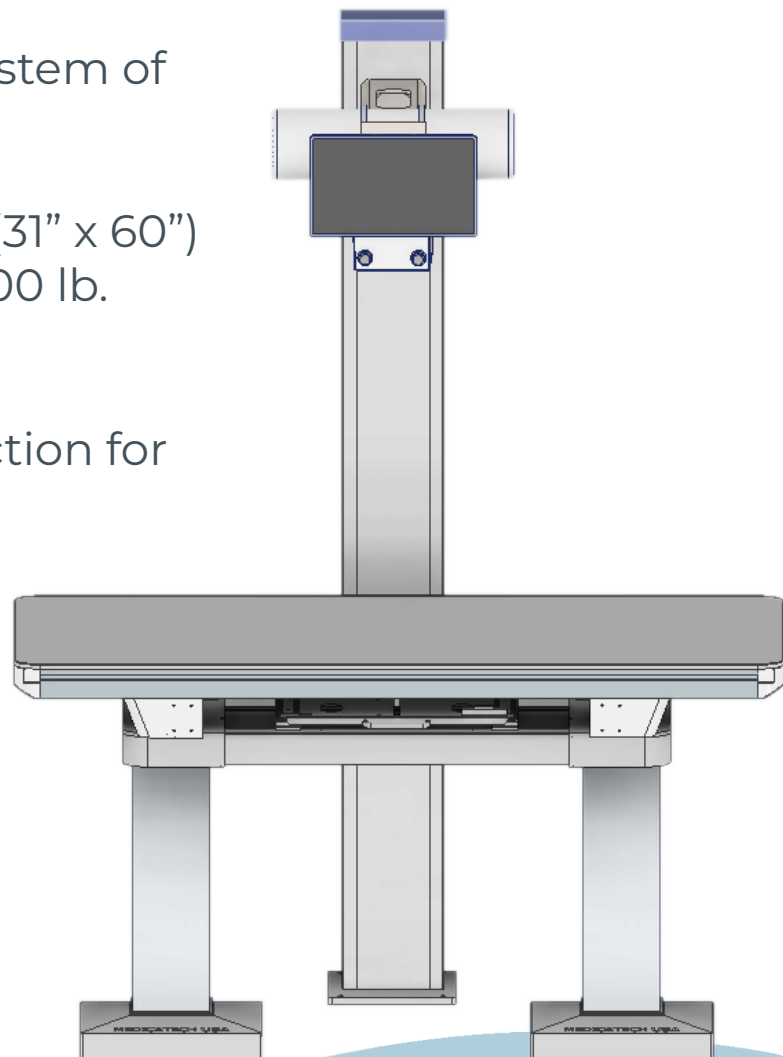
Sturdy, high-quality construction with tube columns able to fit low ceilings.

Open Table Platform for convenience and easy cleaning.

Electromagnetic braking system of the table.

Large 4-way float top table (31" x 60") with wide lateral range — 500 lb. max.

One-touch foot control function for easier patient positioning.





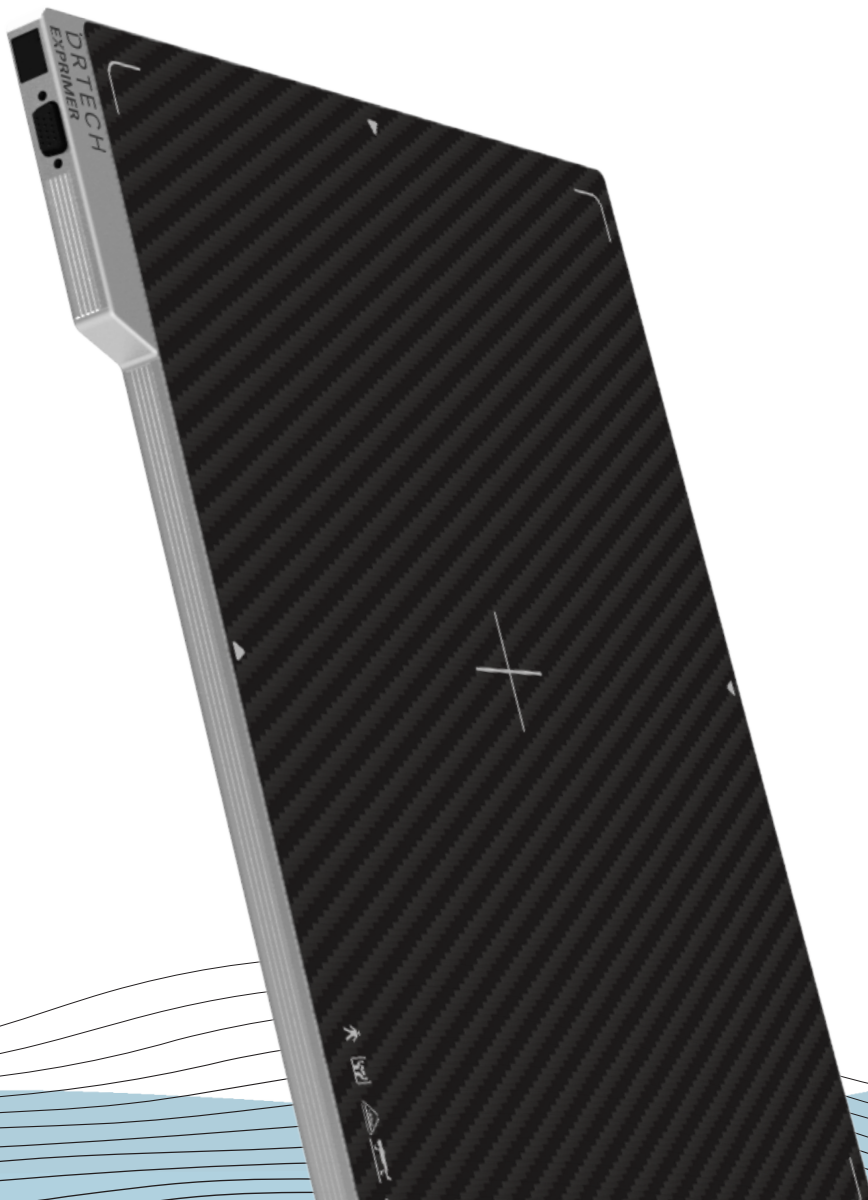
Medicatech VET[®]
A Medicatech Company

MasterX[™] | Tethered

CASSETTE SIZE PREMIUM MULTI-FRAME 17"X 17" DETECTOR

POWERED BY VOYANCE[®]

User-friendly & ergonomic design
Minimum dose, maximum
diagnostic accuracy
Extraordinary patient throughput & fast workflow



Single LAN Cable



**Dual Energy
Subtraction**



Fast Workflow



**FOCUS Scintillator
technology**

Maximum Diagnostic Accuracy

Fast

Image preview
within 1 second.

Optimized

For x-ray system
integration

Improved

Patient throughput

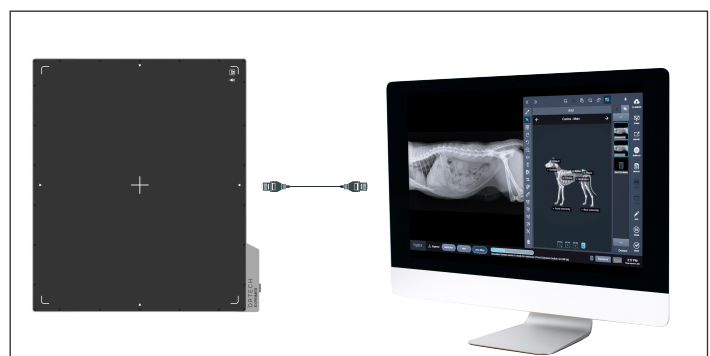


FOCUS Scintillator Technology

FOCUS (Fluorescent Optical CsI Upgraded Structure) has more focused optical signal compared to conventional CsI. As a result, ultra low noise is achieved by FOCUS technology.

Single LAN Cable

With a single Lan cable, installation and maintenance of detectors become more simplified. The elimination of interface box allows easier and faster installation.



Voyance®

By Mediatech USA®

An industry leading complete software suite that delivers a secure and cost-effective way to acquire, view and share DICOM Images. Voyance® is one of the easiest, most user friendly interfaces. Its modern design & attention to the user experience along with its features & functions make it a great tool to every user.

Instant installation and auto-configuration

Easy, user-friendly Modern user interface

Interface consistency across acquisition and viewing platforms

Optimum Workflow designed for efficiency

ClairVoyance® Image Processing Algorithm

Supports a wide range of detectors and generators

X-RAY Generator integration (CPI & DRGEM)

Auto Stitching and Auto Cropping

Side-by-side comparisons

Fully DICOM 3.0 Compatible:

MWL, MPPS, and all DICOM ops.

Reject Analysis





T. +1 949-679-2881
F. +1 949-679-2882



www.medicattechvet.com



Support@medicatechvet.com